



Dianna Spieker
Tom Green County Treasurer

FY 2023 Monthly Report
February 2023

THE STATE OF TEXAS ()
COUNTY OF TOM GREEN ()
AFFIDAVIT ()

Pursuant to LGC 114.026, I, Dianna M Spieker, Tom Green County Treasurer, do hereby submit The Treasurers' Monthly Report. This report includes, but is not limited to, money received and disbursed; debts due to (if known) and owed by the county; and all other proceedings in the treasurer's office that pertain to the Financial Standing of Tom Green County. The Treasurer's Books and the Auditor's General Ledger agree. The Bank Statements have been reconciled; any adjustments have been noted, including any amount that has been identified as irreconcilable. Irreconcilable differences will be noted and carried in transit until such time as they have been identified and reconciled on the individual bank statements.


Pursuant to GC 2256.023, Internal Management Reports are reported quarterly..

As a matter of internal accounting procedure, any interest earned that is posted by financial institutions to our accounts on the last business day of the month is not included in the combined statement of receipts and disbursements until the following month. Credit Card and E-filing funds are deposited to Clearing Accounts and reconciled monthly. Any funds not previously booked will be credited the following month. These amounts are disclosed in this report.

The total amount of deposits in custody as of the date of this report is the amount of deposits per the combined statement of receipts and disbursements listed on page 2.

Therefore, Dianna Spieker, County Treasurer of Tom Green County, Texas, who is fully sworn, upon oath, says that the within and foregoing report is true and correct to the best of her knowledge.

Filed with accompanying vouchers this, the 28th Day of March 2023.


Dianna Spieker, Treasurer, Tom Green County / Date

Commissioners Court, having reviewed the Treasurer's Report on this date, as presented, having taken reasonable steps to ensure its accuracy and based upon presentations of the Treasurer's Office, approve the report, subject to the county auditor's review and request that it be filed with the official minutes of this meeting. {LGC 114.026(c)}

In addition, the below signatures affirm that the Treasurer's Report complies with the statutes as referenced. {LGC 114.026(d)}

The affidavit must state the amount of the cash and other assets that are in the custody of the county treasurer at the time of the examination. {LGC 114.026(d)} **\$ 84,793,109.99** Month Ending Balance

County Judge Lane Carter

Commissioner Ralph Hoelscher- Pct. #1

Commissioner Sammy Farmer- Pct. #2

Commissioner Rick Bacon - Pct. #3

Commissioner Shawn Nanny - Pct. #4



Dianna Spieker
Tom Green County Treasurer

FY 2023 Monthly Report
February 2023

THE STATE OF TEXAS ()
COUNTY OF TOM GREEN ()
AFFIDAVIT ()

Pursuant to LGC 114.026, I, Dianna M Spieker, Tom Green County Treasurer, do hereby submit The Treasurers' Monthly Report. This report includes, but is not limited to, money received and disbursed; debts due to (if known) and owed by the county; and all other proceedings in the treasurer's office that pertain to the Financial Standing of Tom Green County. The Treasurer's Books and the Auditor's General Ledger agree. The Bank Statements have been reconciled; any adjustments have been noted, including any amount that has been identified as irreconcilable. Irreconcilable differences will be noted and carried in transit until such time as they have been identified and reconciled on the individual bank statements.


Pursuant to GC 2256.023, Internal Management Reports are reported quarterly..

As a matter of internal accounting procedure, any interest earned that is posted by financial institutions to our accounts on the last business day of the month is not included in the combined statement of receipts and disbursements until the following month. Credit Card and E-filing funds are deposited to Clearing Accounts and reconciled monthly. Any funds not previously booked will be credited the following month. These amounts are disclosed in this report.

The total amount of deposits in custody as of the date of this report is the amount of deposits per the combined statement of receipts and disbursements listed on page 2.

Therefore, Dianna Spieker, County Treasurer of Tom Green County, Texas, who is fully sworn, upon oath, says that the within and foregoing report is true and correct to the best of her knowledge.

Filed with accompanying vouchers this, the 28th Day of March 2023.


Dianna Spieker, Treasurer, Tom Green County / Date

Commissioners Court, having reviewed the Treasurer's Report on this date, as presented, having taken reasonable steps to ensure its accuracy and based upon presentations of the Treasurer's Office, approve the report, subject to the county auditor's review and request that it be filed with the official minutes of this meeting. {LGC 114.026(c)}

In addition, the below signatures affirm that the Treasurer's Report complies with the statutes as referenced. {LGC 114.026(d)}

The affidavit must state the amount of the cash and other assets that are in the custody of the county treasurer at the time of the examination. {LGC 114.026(d)} **\$ 84,793,109.99** Month Ending Balance

County Judge Lane Carter

Commissioner Ralph Hoelscher - Pct. #1

Commissioner Sammy Farmer - Pct. #2

Commissioner Rick Bacon - Pct. #3

Commissioner Shawn Nanny - Pct. #4

Treasurer's Monthly Report
Prepared by Dianna Spieker, Tom Green County Treasurer

Section 1 – Fund Balances

Summary of Funds	Page <u>3</u>
Trial Balance for Cash Per Fund	Page <u>8</u>
Trial Balance for Investments Per Fund	Page <u>24</u>

Section 2 - Cash Flow

Interest	Page <u>26</u>
Bank Service Charge	Page <u>28</u>
Credit Card and Efile Accounts	Page <u>29</u>

Section 3 - Debt

Bond Indebtedness	Page <u>30</u>
-------------------	----------------

Section 4 - Collateral

Wells Fargo Bank Collateral Funds the Bank has pledged on behalf of Tom Green County, per the Bank Depository Bid.	Page <u>34</u>
---	----------------

#2

Summary of Funds

Short Codes for Bank Accounts

OPER – Operating Bank Account
Bond – Debt Bank Account
CAFÉ – Cafeteria 125 IRS Trust
LPPF – Local Provider Participation Fund
ZP CAFÉ – Zesch Pickett Cafeteria
FORT – Forfeiture
JUV – Juvenile State Funds
CSCD – Adult State Funds
PAYL – Payroll
GRANT – Grant Funds
WIRE – Wire Clearing Account

**Detailed by Type Monies Held by Treasurer Spieker
February 2023 Ending Balance**

⑤

<u>Bank</u>						<u>Texpool</u>	
<u>Account</u>	<u>#</u>	<u>FUND</u>	<u>TOTAL</u>	<u>Wells Fargo</u>	<u>Texas Class</u>	<u>CD's</u>	<u>TexpoolPrime</u>
OPER	001	GENERAL	53,385,509.05	432,262.61	33,537,102.99	13,702,659.83	5,713,483.62
OPER	005	R&B #1&3	777,915.61	777,915.61			
OPER	006	R&B #2&4	565,453.63	565,453.63			
CAFÉ	009	CAFÉ' TRUST	47,613.73	47,613.73			
OPER	010	CO. LAW LIBR.	125,425.01	125,425.01			
ZP	011	ZP-CAFÉ	2,500.00	2,500.00			
OPER	012	JCTF	(9,555.28)	(9,555.28)			
OPER	013	DC TECH	67,853.33	67,853.33			
OPER	014	LANG ACCESS	12,796.42	12,796.42			
OPER	015	LIBR DONATE	430,425.26	430,425.26			
OPER	016	RECORDS MGT-DC	9,202.55	9,202.55			
OPER	018	CRTHSE SEC	58,235.54	58,235.54			
OPER	019	CC/RM	70,944.35	70,944.35			
OPER	021	CIP DONATE	15,518.19	15,518.19			
OPER	022	BATES	82,269.19	82,269.19			
OPER	023	DIST/COUNTY TECH	19,926.25	19,926.25			
OPER	024	SPEC COURT	30,086.31	30,086.31			
OPER	025	COURT FAC FEE FUND	39,818.06	39,818.06			
OPER	026	SPEC REV TRIALS	750,000.00	750,000.00			
GRANT	027	TCDP	5.00	5.00			
OPER	028	TRU/Pre Diversion	110,681.00	110,681.00			
OPER	029	CLERK OF THE COURT	1,693.54	1,693.54			
OPER	030	CC PRESERV	491,166.87	491,166.87			
OPER	031	CC	21,762.49	21,762.49			
OPER	032	CC ARCHIVE	355,690.52	355,690.52			
OPER	035	Child Abuse	210.18	210.18			
OPER	036	Third Crt of Appeals	3,033.03	3,033.03			
OPER	037	Justice Security	154,930.72	154,930.72			
OPER	038	WASTEWATER	630.00	630.00			
OPER	040	JUDICIAL ED & SUPPORT	2,682.07	2,682.07			
OPER	041	CA-Pretrial	109,361.43	109,361.43			
OPER	043	DA-Pretrial	97,842.00	97,842.00			

**Detailed by Type Monies Held by Treasurer Spieker
February 2023 Ending Balance**

5

<u>Bank</u>	<u>Account</u>	<u>#</u>	<u>FUND</u>	<u>TOTAL</u>	<u>Wells Fargo</u>	<u>Texas Class</u>	<u>CD's</u>	<u>Texpool</u> <u>TexpoolPrime</u>
OPER	044	CRTRPTSV		28,427.08	28,427.08			
OPER	045	CO ATTY		2,444.60	2,444.60			
OPER	046	COUNTY JURY FUND		5,388.69	5,388.69			
OPER	047	JURY DONATE		791.20	791.20			
OPER	048	ELECT CNTRCT		112,262.22	112,262.22			
OPER	050	51ST D.A. ST		2,097.11	2,097.11			
OPER	051	LATERAL RDS		57,570.98	57,570.98			
FORT	052	51ST D.A.		655,985.35	655,985.35			
OPER	053	51ST DA OUTER CNTY		11,293.94	11,293.94			
LPPF	054	LPPF		2,785,638.28	2,785,638.28			
OPER	055	119TH DA ST		2,698.53	2,698.53			
OPER	056	STATE FEES-CIVIL		51,725.57	51,725.57			
FORT	058	119TH DA SPEC		17,170.91	17,170.91			
OPER	059	119TH DA OUTER CNTY		56,157.55	56,157.55			
CSCD	061	BIPP		206.10	206.10			
CSCD	062	AIC/CHAP PROGRAM		(41,379.16)	(41,379.16)			
CSCD	063	TAIP/CSC GRNT		111,655.18	111,655.18			
CSCD	064	D.T.P.		25,180.75	25,180.75			
CSCD	065	CSCD		1,334,328.46	1,334,328.46			
CSCD	066	CRTC		1,029,807.78	1,029,807.78			
CSCD	069	SUB. ABUSE		32,043.94	32,043.94			
OPER	071	ST & MPL FEES		50,370.16	50,370.16			
OPER	072	CCC		130,344.96	130,344.96			
OPER	073	GRAFFITI		639.65	639.65			
OPER	077	Unclaimed Property		33,459.49	33,459.49			
OPER	078	Bail Bond Board		742,099.02	26,000.00	306,099.02	410,000.00	
OPER	082	JUDICIAL-Dist/JP		47,423.38	47,423.38			
OPER	085	JUSTCT JP4 EQUIP		58,533.77	58,533.77			
BOND	089	2015 IS		769,036.78	769,036.78			
PAYL	095	PAYROLL		7,818.88	7,818.88			
OPER	097	LEOSE/Sheriff		25,463.84	25,463.84			
OPER	098	CRSFF		1,268.52	1,268.52			

**Detailed by Type Monies Held by Treasurer Spieker
February 2023 Ending Balance**

9

<u>Bank</u>						<u>Texpool</u>
<u>Account</u>	<u>#</u>	<u>FUND</u>	<u>TOTAL</u>	<u>Wells Fargo</u>	<u>Texas Class</u>	<u>CD's</u>
						<u>TexpoolPrime</u>
OPER	100	CA LEOSE	394.67	394.67		
OPER	102	Const 1 LEOSE	4,584.30	4,584.30		
OPER	103	Const 2 LEOSE	8,733.27	8,733.27		
OPER	104	Const 3 LEOSE	4,347.16	4,347.16		
OPER	105	Const 4 LEOSE	2,255.77	2,255.77		
CSCD	109	TCOMI	46,653.22	46,653.22		
OPER	110	JDPF	47,968.67	47,968.67		
OPER	111	CJ EXCESS	21,399.16	21,399.16		
OPER	112	JUV Restitution	3,733.65	3,733.65		
OPER	114	Child Safety	33,989.22	33,989.22		
CSCD	116	CRTC-Female	1,379,574.85	1,379,574.85		
OPER	117	JUV Unclaimed Rest	5,112.68	5,112.68		
PAYL	125	PAYL-Benefit	21.41	21.41		
CSCD	150	CCP	10,473.63	10,473.63		
CSCD	155	CCP	54,569.67	54,569.67		
CSCD	156	CCP	28,973.22	28,973.22		
CSCD	157	Pretrail Diversion	49,197.97	49,197.97		
FORT	401	Sheriff	178,935.20	178,935.20		
JUV	503	Com Cor/Reg	106,615.43	106,615.43		
JUV	504	IV-E Prog Reg	147,819.59	147,819.59		
JUV	508	PSJPO/REG/123	13,978.05	13,978.05		
JUV	509	PY INT/Reg	12,651.70	12,651.70		
JUV	517	IV-E Prog Int Coke	10,545.10	10,545.10		
JUV	520	Grant "R" COKE	12,568.00	12,568.00		
JUV	540	GRANT "R" TGC	(180.00)	(180.00)		
JUV	565	STATE AID REG	4,761.23	4,761.23		
JUV	575	State Aid TGC	88,280.42	88,280.42		
JUV	582	TYC	48,905.61	48,905.61		
JUV	583	IV-E Program	1,204,066.75	1,204,066.75		
JUV	595	GRANT M	6,196.99	6,196.99		
JUV	596	GRANT S	6,093.50	6,093.50		
JUV	597	IV-E Prog Int TGC	48,094.73	48,094.73		

Detailed by Type Monies Held by Treasurer Spieker



February 2023 Ending Balance

<u>Bank</u>							<u>Texpool</u>
<u>Account</u>	<u>#</u>	<u>FUND</u>	<u>TOTAL</u>	<u>Wells Fargo</u>	<u>Texas Class</u>	<u>CD's</u>	<u>TexpoolPrime</u>
JUV	599	PY INTEREST	8,238.32	8,238.32			
OPER	600	Mandated	22,030.63	22,030.63			
OPER	613	DA Grants	(20,819.61)	(20,819.61)			
OPER	622	CV PUB DEF	(930,470.11)	(930,470.11)			
OPER	625	CA Grants	(20,986.93)	(20,986.93)			
OPER	654	Sheriff Grants	(59,595.15)	(59,595.15)			
OPER	699	Misc Block Grants	16,223,818.46	694,646.49	12,528,736.50		3,000,435.47
		TOTAL	\$84,793,109.99	\$ 15,594,592.56	\$46,371,938.51	\$14,112,659.83	\$8,713,919.09

0.00 Verify Balance Versus GL
 Net Zero **\$ 84,793,109.99**
 11010 \$ 15,594,592.56
 115** \$ 69,198,517.43 ✓

Trial Balance

Cash	11010
Securities	11512
Certificates of Deposits	11513
Texas Class	11515
Texpool	11517
Texpool Prime	11518



ACCOUNT SUMMARY TRIAL BALANCE FOR FY23/FEB TO FEB

FUND 0001

ACCOUNT ACCOUNT NAME	BEG. BALANCE	ORG	DEBITS	CREDITS	NET CHANGE	END BALANCE
0001 11010 CASH	4,465,734.17	0001	12,583,996.29	16,617,467.85	-4,033,471.56	432,262.61
TOTALS FOR FUND 0001						
GENERAL FUND	4,465,734.17		12,583,996.29	16,617,467.85	-4,033,471.56	432,262.61
0005 ROAD & BRIDGE PRECINCT 1 & 3						
0005 11010 CASH	730,756.76	0005	90,486.45	43,327.60	47,158.85	777,915.61
TOTALS FOR FUND 0005						
ROAD & BRIDGE PRECINCT 1 & 3	730,756.76		90,486.45	43,327.60	47,158.85	777,915.61
0006 ROAD & BRIDGE PRECINCT 2 & 4						
0006 11010 CASH	559,172.74	0006	77,531.42	71,250.53	6,280.89	565,453.63
TOTALS FOR FUND 0006						
ROAD & BRIDGE PRECINCT 2 & 4	559,172.74		77,531.42	71,250.53	6,280.89	565,453.63
0009 CAFETERIA PLAN TRUST						
0009 11010 CASH	47,743.50	0009	4,857.48	4,987.25	-129.77	47,613.73
TOTALS FOR FUND 0009						
CAFETERIA PLAN TRUST	47,743.50		4,857.48	4,987.25	-129.77	47,613.73
0010 COUNTY LAW LIBRARY						
0010 11010 CASH	125,822.62	0010	4,775.43	5,173.04	-397.61	125,425.01
TOTALS FOR FUND 0010						
COUNTY LAW LIBRARY	125,822.62		4,775.43	5,173.04	-397.61	125,425.01
0011 CAFETERIA/ZP						
0011 11010 CASH	2,500.00	0011	4,987.25	4,987.25	.00	2,500.00
TOTALS FOR FUND 0011						
CAFETERIA/ZP	2,500.00		4,987.25	4,987.25	.00	2,500.00
0012 JUSTICE COURT TECHNOLOGY						
0012 11010 CASH	-11,866.90	0012	2,311.62	.00	2,311.62	-9,555.28
TOTALS FOR FUND 0012						
JUSTICE COURT TECHNOLOGY	-11,866.90		2,311.62	.00	2,311.62	-9,555.28
0013 DISTRICT CLERK TECHNOLOGY FUND						
0013 11010 CASH	67,799.56	0013	53.77	.00	53.77	67,853.33

(01)

ACCOUNT SUMMARY TRIAL BALANCE FOR FY23/FEB TO FEB

FUND 0014

ACCOUNT NAME	BEG. BALANCE	ORG	DEBITS	CREDITS	NET CHANGE	END BALANCE
TOTALS FOR FUND 0013						
DISTRICT CLERK TECHNOLOGY FUND	67,799.56		53.77	.00	53.77	67,853.33
0014 LANGUAGE ACCESS FUND						
0014 11010		0014				
CASH	11,838.55		957.87	.00	957.87	12,796.42
TOTALS FOR FUND 0014						
LANGUAGE ACCESS FUND	11,838.55		957.87	.00	957.87	12,796.42
0015 LIBRARY DONATIONS						
0015 11010		0015				
CASH	430,493.27		1,986.74	2,054.75	-68.01	430,425.26
TOTALS FOR FUND 0015						
LIBRARY DONATIONS	430,493.27		1,986.74	2,054.75	-68.01	430,425.26
0016 COUNTY RECORDS MGMT FUND						
0016 11010		0016				
CASH	9,177.08		25.47	.00	25.47	9,202.55
TOTALS FOR FUND 0016						
COUNTY RECORDS MGMT FUND	9,177.08		25.47	.00	25.47	9,202.55
0018 COURTHOUSE SECURITY						
0018 11010		0018				
CASH	53,907.93		4,762.20	434.59	4,327.61	58,235.54
TOTALS FOR FUND 0018						
COURTHOUSE SECURITY	53,907.93		4,762.20	434.59	4,327.61	58,235.54
0019 COUNTY RECORDS MANAGEMENT						
0019 11010		0019				
CASH	68,992.57		5,379.28	3,427.50	1,951.78	70,944.35
TOTALS FOR FUND 0019						
COUNTY RECORDS MANAGEMENT	68,992.57		5,379.28	3,427.50	1,951.78	70,944.35
0021 CRISIS INTERVENTION DONATIONS						
0021 11010		0021				
CASH	15,484.48		209.10	175.39	33.71	15,518.19
TOTALS FOR FUND 0021						
CRISIS INTERVENTION DONATIONS	15,484.48		209.10	175.39	33.71	15,518.19
0022 LIBRARY BATES FUND						
0022 11010		0022				
CASH	82,220.70		48.49	.00	48.49	82,269.19



ACCOUNT SUMMARY TRIAL BALANCE FOR FY23/FEB TO FEB

FUND 0023

ACCOUNT NAME	BEG. BALANCE	ORG	DEBITS	CREDITS	NET CHANGE	END BALANCE
TOTALS FOR FUND 0022						
LIBRARY BATES FUND	82,220.70		48.49	.00	48.49	82,269.19
0023 DISTRICT/COUNTY CRT TECH FUND						
0023 11010		0023				
CASH	19,662.21		264.04	.00	264.04	19,926.25
TOTALS FOR FUND 0023						
DISTRICT/COUNTY CRT TECH FUND	19,662.21		264.04	.00	264.04	19,926.25
0024 SPECIALTY COURT						
0024 11010		0024				
CASH	29,768.10		1,084.23	766.02	318.21	30,086.31
TOTALS FOR FUND 0024						
SPECIALTY COURT	29,768.10		1,084.23	766.02	318.21	30,086.31
0025 COURT FACILITY FEE FUND						
0025 11010		0025				
CASH	37,132.27		2,685.79	.00	2,685.79	39,818.06
TOTALS FOR FUND 0025						
COURT FACILITY FEE FUND	37,132.27		2,685.79	.00	2,685.79	39,818.06
0026 SPECIAL VENUE TRIALS RESERVE						
0026 11010		0026				
CASH	750,000.00		442.34	442.34	.00	750,000.00
TOTALS FOR FUND 0026						
SPECIAL VENUE TRIALS RESERVE	750,000.00		442.34	442.34	.00	750,000.00
0027 TX COMMUNITY DEV BLOCK GRANT						
0027 11010		0027				
CASH	5.00		.00	.00	.00	5.00
TOTALS FOR FUND 0027						
TX COMMUNITY DEV BLOCK GRANT	5.00		.00	.00	.00	5.00
0028 TRUANCY PREVENTION & DIVERSION						
0028 11010		0028				
CASH	108,237.06		2,507.59	63.65	2,443.94	110,681.00
TOTALS FOR FUND 0028						
TRUANCY PREVENTION & DIVERSION	108,237.06		2,507.59	63.65	2,443.94	110,681.00
0029 CLERK OF THE COURT ACCOUNT						
0029 11010		0029				
CASH	2,239.24		8,722.94	9,268.64	-545.70	1,693.54

ACCOUNT SUMMARY TRIAL BALANCE FOR FY23/FEB TO FEB

FUND 0030

ACCOUNT NAME	BEG. BALANCE	ORG	DEBITS	CREDITS	NET CHANGE	END BALANCE
TOTALS FOR FUND 0029						
CLERK OF THE COURT ACCOUNT	2,239.24		8,722.94	9,268.64	-545.70	1,693.54
0030 CNTY CLERK PRESERV & ARCHIVE						
0030 11010		0030				
CASH	477,723.87		13,976.00	533.00	13,443.00	491,166.87
TOTALS FOR FUND 0030						
CNTY CLERK PRESERV & ARCHIVE	477,723.87		13,976.00	533.00	13,443.00	491,166.87
0031 GUARDIANSHIP FUND						
0031 11010		0031				
CASH	20,769.36		993.13	.00	993.13	21,762.49
TOTALS FOR FUND 0031						
GUARDIANSHIP FUND	20,769.36		993.13	.00	993.13	21,762.49
0032 CNTY CLERK ARCHIVE						
0032 11010		0032				
CASH	353,070.71		11,663.22	9,043.41	2,619.81	355,690.52
TOTALS FOR FUND 0032						
CNTY CLERK ARCHIVE	353,070.71		11,663.22	9,043.41	2,619.81	355,690.52
0035 CHILD ABUSE PREVENTION						
0035 11010		0035				
CASH	202.32		7.86	.00	7.86	210.18
TOTALS FOR FUND 0035						
CHILD ABUSE PREVENTION	202.32		7.86	.00	7.86	210.18
0036 THIRD COURT OF APPEALS						
0036 11010		0036				
CASH	2,362.62		672.80	2.39	670.41	3,033.03
TOTALS FOR FUND 0036						
THIRD COURT OF APPEALS	2,362.62		672.80	2.39	670.41	3,033.03
0037 JUSTICE COURT SECURITY						
0037 11010		0037				
CASH	152,391.13		2,539.59	.00	2,539.59	154,930.72
TOTALS FOR FUND 0037						
JUSTICE COURT SECURITY	152,391.13		2,539.59	.00	2,539.59	154,930.72
0038 WASTEWATER TREATMENT						
0038 11010		0038				
CASH	460.00		170.30	.30	170.00	630.00

13

ACCOUNT SUMMARY TRIAL BALANCE FOR FY23/FEB TO FEB

FUND 0040

ACCOUNT NAME	BEG. BALANCE	ORG	DEBITS	CREDITS	NET CHANGE	END BALANCE
TOTALS FOR FUND 0038						
WASTEWATER TREATMENT	460.00		170.30	.30	170.00	630.00
0040 JUDICIAL EDUCATION & SUPPORT						
0040 11010		0040				
CASH	2,523.56		158.51	.00	158.51	2,682.07
TOTALS FOR FUND 0040						
JUDICIAL EDUCATION & SUPPORT	2,523.56		158.51	.00	158.51	2,682.07
0041 CA PRETRIAL DIVERSION FUND						
0041 11010		0041				
CASH	100,494.25		10,558.34	1,691.16	8,867.18	109,361.43
TOTALS FOR FUND 0041						
CA PRETRIAL DIVERSION FUND	100,494.25		10,558.34	1,691.16	8,867.18	109,361.43
0043 DA PRETRIAL DIVERSION FUND						
0043 11010		0043				
CASH	96,572.88		3,557.30	2,288.18	1,269.12	97,842.00
TOTALS FOR FUND 0043						
DA PRETRIAL DIVERSION FUND	96,572.88		3,557.30	2,288.18	1,269.12	97,842.00
0044 COURT REPORTER SERVICE						
0044 11010		0044				
CASH	25,069.85		3,357.23	.00	3,357.23	28,427.08
TOTALS FOR FUND 0044						
COURT REPORTER SERVICE	25,069.85		3,357.23	.00	3,357.23	28,427.08
0045 COUNTY ATTY FEE						
0045 11010		0045				
CASH	2,193.16		562.74	311.30	251.44	2,444.60
TOTALS FOR FUND 0045						
COUNTY ATTY FEE	2,193.16		562.74	311.30	251.44	2,444.60
0046 COUNTY JURY FUND						
0046 11010		0046				
CASH	7,609.82		1,342.87	3,564.00	-2,221.13	5,388.69
TOTALS FOR FUND 0046						
COUNTY JURY FUND	7,609.82		1,342.87	3,564.00	-2,221.13	5,388.69
0047 JUROR DONATIONS						
0047 11010		0047				
CASH	610.00		181.63	.43	181.20	791.20

(11)

ACCOUNT SUMMARY TRIAL BALANCE FOR FY23/FEB TO FEB

FUND 0048

ACCOUNT NAME	BEG. BALANCE	ORG	DEBITS	CREDITS	NET CHANGE	END BALANCE
TOTALS FOR FUND 0047						
JUROR DONATIONS	610.00		181.63	.43	181.20	791.20
0048 ELECTION CONTRACT SERVICES						
0048 11010 CASH	73,355.70	0048	39,389.32	482.80	38,906.52	112,262.22
TOTALS FOR FUND 0048						
ELECTION CONTRACT SERVICES	73,355.70		39,389.32	482.80	38,906.52	112,262.22
0050 51ST DISTRICT ATTY FEE						
0050 11010 CASH	2,095.61	0050	1.50	.00	1.50	2,097.11
TOTALS FOR FUND 0050						
51ST DISTRICT ATTY FEE	2,095.61		1.50	.00	1.50	2,097.11
0051 LATERAL ROAD						
0051 11010 CASH	57,537.05	0051	33.93	.00	33.93	57,570.98
TOTALS FOR FUND 0051						
LATERAL ROAD	57,537.05		33.93	.00	33.93	57,570.98
0052 51ST DISTRICT ATTY FORFEITURE						
0052 11010 CASH	663,497.17	0052	395.19	7,907.01	-7,511.82	655,985.35
TOTALS FOR FUND 0052						
51ST DISTRICT ATTY FORFEITURE	663,497.17		395.19	7,907.01	-7,511.82	655,985.35
0053 51ST DA OUTERCOUNTY						
0053 11010 CASH	12,278.98	0053	7.60	992.64	-985.04	11,293.94
TOTALS FOR FUND 0053						
51ST DA OUTERCOUNTY	12,278.98		7.60	992.64	-985.04	11,293.94
0054 LOCAL PROVIDER PARTICIPATION						
0054 11010 CASH	4,225,270.56	0054	157,238.01	1,596,870.29	-1,439,632.28	2,785,638.28
TOTALS FOR FUND 0054						
LOCAL PROVIDER PARTICIPATION	4,225,270.56		157,238.01	1,596,870.29	-1,439,632.28	2,785,638.28
0055 119TH DISTRICT ATTY FEE						
0055 11010 CASH	2,696.95	0055	1.58	.00	1.58	2,698.53

ACCOUNT SUMMARY TRIAL BALANCE FOR FY23/FEB TO FEB

FUND 0056

ACCOUNT NAME	BEG. BALANCE	ORG	DEBITS	CREDITS	NET CHANGE	END BALANCE
TOTALS FOR FUND 0055						
119TH DISTRICT ATTY FEE	2,696.95		1.58	.00	1.58	2,698.53
0056 CIVIL STATE FEES						
0056 11010 CASH	22,017.87	0056	29,749.59	41.89	29,707.70	51,725.57
TOTALS FOR FUND 0056						
CIVIL STATE FEES	22,017.87		29,749.59	41.89	29,707.70	51,725.57
0058 119TH DISTRICT ATTY FORFEITURE						
0058 11010 CASH	18,115.83	0058	11.16	956.08	-944.92	17,170.91
TOTALS FOR FUND 0058						
119TH DISTRICT ATTY FORFEITURE	18,115.83		11.16	956.08	-944.92	17,170.91
0059 119TH DA OUTERCOUNTY						
0059 11010 CASH	59,904.34	0059	36.69	3,783.48	-3,746.79	56,157.55
TOTALS FOR FUND 0059						
119TH DA OUTERCOUNTY	59,904.34		36.69	3,783.48	-3,746.79	56,157.55
0061 BATTERING INTER & PREV PRGM						
0061 11010 CASH	2,826.26	0061	804.21	3,424.37	-2,620.16	206.10
TOTALS FOR FUND 0061						
BATTERING INTER & PREV PRGM	2,826.26		804.21	3,424.37	-2,620.16	206.10
0062 AIC/ACC ADDITIONAL FUNDING						
0062 11010 CASH	-19,774.98	0062	2,489.00	24,093.18	-21,604.18	-41,379.16
TOTALS FOR FUND 0062						
AIC/ACC ADDITIONAL FUNDING	-19,774.98		2,489.00	24,093.18	-21,604.18	-41,379.16
0063 CONCHO VALLEY TAIP						
0063 11010 CASH	120,765.64	0063	3,262.11	12,372.57	-9,110.46	111,655.18
TOTALS FOR FUND 0063						
CONCHO VALLEY TAIP	120,765.64		3,262.11	12,372.57	-9,110.46	111,655.18
0064 CONCHO VALLEY DRUG COURT						
0064 11010 CASH	29,190.08	0064	1,849.99	5,859.32	-4,009.33	25,180.75



ACCOUNT SUMMARY TRIAL BALANCE FOR FY23/FEB TO FEB

FUND 0065

ACCOUNT NAME	BEG. BALANCE	ORG	DEBITS	CREDITS	NET CHANGE	END BALANCE
TOTALS FOR FUND 0064						
CONCHO VALLEY DRUG COURT	29,190.08		1,849.99	5,859.32	-4,009.33	25,180.75
0065 CSCD BASIC SUPERVISION						
0065 11010		0065				
CASH	1,414,143.09		162,611.81	242,426.44	-79,814.63	1,334,328.46
TOTALS FOR FUND 0065						
CSCD BASIC SUPERVISION	1,414,143.09		162,611.81	242,426.44	-79,814.63	1,334,328.46
0066 CRTC MALE CCF						
0066 11010		0066				
CASH	1,212,100.16		42,022.10	224,314.48	-182,292.38	1,029,807.78
TOTALS FOR FUND 0066						
CRTC MALE CCF	1,212,100.16		42,022.10	224,314.48	-182,292.38	1,029,807.78
0069 SUBSTANCE ABUSE CASELOAD						
0069 11010		0069				
CASH	51,585.73		5,137.66	24,679.45	-19,541.79	32,043.94
TOTALS FOR FUND 0069						
SUBSTANCE ABUSE CASELOAD	51,585.73		5,137.66	24,679.45	-19,541.79	32,043.94
0071 STATE & MUNICIPAL FEES						
0071 11010		0071				
CASH	40,190.16		16,952.82	6,772.82	10,180.00	50,370.16
TOTALS FOR FUND 0071						
STATE & MUNICIPAL FEES	40,190.16		16,952.82	6,772.82	10,180.00	50,370.16
0072 CRIMINAL STATE FEES						
0072 11010		0072				
CASH	69,356.49		61,085.74	97.27	60,988.47	130,344.96
TOTALS FOR FUND 0072						
CRIMINAL STATE FEES	69,356.49		61,085.74	97.27	60,988.47	130,344.96
0073 GRAFFITI ERADICATION						
0073 11010		0073				
CASH	639.27		.38	.00	.38	639.65
TOTALS FOR FUND 0073						
GRAFFITI ERADICATION	639.27		.38	.00	.38	639.65
0077 UNCLAIMED PROPERTY FUND						
0077 11010		0077				
CASH	32,073.27		1,405.15	18.93	1,386.22	33,459.49

(11)

ACCOUNT SUMMARY TRIAL BALANCE FOR FY23/FEB TO FEB

FUND 0078

ACCOUNT NAME	BEG. BALANCE	ORG	DEBITS	CREDITS	NET CHANGE	END BALANCE
TOTALS FOR FUND 0077						
UNCLAIMED PROPERTY FUND	32,073.27		1,405.15	18.93	1,386.22	33,459.49
0078 BAIL BOND COLLATERAL						
0078 11010		0078				
CASH	26,000.00		14.78	14.78	.00	26,000.00
TOTALS FOR FUND 0078						
BAIL BOND COLLATERAL	26,000.00		14.78	14.78	.00	26,000.00
0082 JUDICIAL EFFICIENCY						
0082 11010		0082				
CASH	46,073.11		2,285.83	935.56	1,350.27	47,423.38
TOTALS FOR FUND 0082						
JUDICIAL EFFICIENCY	46,073.11		2,285.83	935.56	1,350.27	47,423.38
0085 JUSTICE COURT SUPPORT FUND						
0085 11010		0085				
CASH	53,908.77		4,625.00	.00	4,625.00	58,533.77
TOTALS FOR FUND 0085						
JUSTICE COURT SUPPORT FUND	53,908.77		4,625.00	.00	4,625.00	58,533.77
0089 COB INTEREST & SINKING						
0089 11010		0089				
CASH	1,023,468.43		835,568.35	1,090,000.00	-254,431.65	769,036.78
TOTALS FOR FUND 0089						
COB INTEREST & SINKING	1,023,468.43		835,568.35	1,090,000.00	-254,431.65	769,036.78
0095 PAYROLL						
0095 11010		0095				
CASH	7,222.38		4,918,274.78	4,917,678.28	596.50	7,818.88
TOTALS FOR FUND 0095						
PAYROLL	7,222.38		4,918,274.78	4,917,678.28	596.50	7,818.88
0097 SHERIFF LEOSE						
0097 11010		0097				
CASH	16,610.72		9,853.12	1,000.00	8,853.12	25,463.84
TOTALS FOR FUND 0097						
SHERIFF LEOSE	16,610.72		9,853.12	1,000.00	8,853.12	25,463.84
0098 CHILD RESTRAINT STATE FEE						
0098 11010		0098				
CASH	816.85		452.10	.43	451.67	1,268.52



ACCOUNT SUMMARY TRIAL BALANCE FOR FY23/FEB TO FEB

FUND 0100

ACCOUNT NAME	BEG. BALANCE	ORG	DEBITS	CREDITS	NET CHANGE	END BALANCE
TOTALS FOR FUND 0098						
CHILD RESTRAINT STATE FEE	816.85		452.10	.43	451.67	1,268.52
0100 COUNTY ATTORNEY LEASE						
0100 11010		0100				
CASH	-160.62		607.10	51.81	555.29	394.67
TOTALS FOR FUND 0100						
COUNTY ATTORNEY LEASE	-160.62		607.10	51.81	555.29	394.67
0102 CONSTABLE #1 LEASE						
0102 11010		0102				
CASH	4,017.17		567.13	.00	567.13	4,584.30
TOTALS FOR FUND 0102						
CONSTABLE #1 LEASE	4,017.17		567.13	.00	567.13	4,584.30
0103 CONSTABLE #2 LEASE						
0103 11010		0103				
CASH	8,121.57		611.70	.00	611.70	8,733.27
TOTALS FOR FUND 0103						
CONSTABLE #2 LEASE	8,121.57		611.70	.00	611.70	8,733.27
0104 CONSTABLE #3 LEASE						
0104 11010		0104				
CASH	4,232.75		609.41	495.00	114.41	4,347.16
TOTALS FOR FUND 0104						
CONSTABLE #3 LEASE	4,232.75		609.41	495.00	114.41	4,347.16
0105 CONSTABLE #4 LEASE						
0105 11010		0105				
CASH	1,690.01		565.76	.00	565.76	2,255.77
TOTALS FOR FUND 0105						
CONSTABLE #4 LEASE	1,690.01		565.76	.00	565.76	2,255.77
0109 MHI SPEC NEEDS OFFENDER						
0109 11010		0109				
CASH	49,784.91		1,211.80	4,343.49	-3,131.69	46,653.22
TOTALS FOR FUND 0109						
MHI SPEC NEEDS OFFENDER	49,784.91		1,211.80	4,343.49	-3,131.69	46,653.22
0110 JUVENILE DEFERRED PROCESSING						
0110 11010		0110				
CASH	47,820.68		147.99	.00	147.99	47,968.67

(51)

ACCOUNT SUMMARY TRIAL BALANCE FOR FY23/FEB TO FEB

FUND 0111

ACCOUNT NAME	BEG. BALANCE	ORG	DEBITS	CREDITS	NET CHANGE	END BALANCE
TOTALS FOR FUND 0110						
JUVENILE DEFERRED PROCESSING	47,820.68		147.99	.00	147.99	47,968.67
0111 EXCESS CONTRIBUTIONS						
0111 11010		0111				
CASH	21,386.55		12.61	.00	12.61	21,399.16
TOTALS FOR FUND 0111						
EXCESS CONTRIBUTIONS	21,386.55		12.61	.00	12.61	21,399.16
0112 JUVENILE RESTITUTION						
0112 11010		0112				
CASH	5,424.96		2,040.27	3,731.58	-1,691.31	3,733.65
TOTALS FOR FUND 0112						
JUVENILE RESTITUTION	5,424.96		2,040.27	3,731.58	-1,691.31	3,733.65
0114 CHILD SAFETY FEE COUNTY SHARE						
0114 11010		0114				
CASH	31,853.04		2,136.18	.00	2,136.18	33,989.22
TOTALS FOR FUND 0114						
CHILD SAFETY FEE COUNTY SHARE	31,853.04		2,136.18	.00	2,136.18	33,989.22
0116 CRTC FEMALE CCF						
0116 11010		0116				
CASH	1,575,864.36		39,982.06	236,271.57	-196,289.51	1,379,574.85
TOTALS FOR FUND 0116						
CRTC FEMALE CCF	1,575,864.36		39,982.06	236,271.57	-196,289.51	1,379,574.85
0117 JUVENILE UNCLAIMED RESTITUTION						
0117 11010		0117				
CASH	5,106.40		6.28	.00	6.28	5,112.68
TOTALS FOR FUND 0117						
JUVENILE UNCLAIMED RESTITUTION	5,106.40		6.28	.00	6.28	5,112.68
0125 TGC BENEFITS TRUST						
0125 11010		0125				
CASH	.00		436,336.51	436,315.10	21.41	21.41
TOTALS FOR FUND 0125						
TGC BENEFITS TRUST	.00		436,336.51	436,315.10	21.41	21.41
0150 COMMUNITY RE-ENRICHMENT WORK						
0150 11010		0150				
CASH	17,386.89		1,921.44	8,834.70	-6,913.26	10,473.63



ACCOUNT SUMMARY TRIAL BALANCE FOR FY23/FEB TO FEB

FUND 0155

ACCOUNT ACCOUNT NAME	BEG. BALANCE	ORG	DEBITS	CREDITS	NET CHANGE	END BALANCE
TOTALS FOR FUND 0150						
COMMUNITY RE-ENRICHMENT WORK	17,386.89		1,921.44	8,834.70	-6,913.26	10,473.63
0155 DOMESTIC VIOLENCE CASELOAD						
0155 11010		0155				
CASH	59,090.41		1,387.76	5,908.50	-4,520.74	54,569.67
TOTALS FOR FUND 0155						
DOMESTIC VIOLENCE CASELOAD	59,090.41		1,387.76	5,908.50	-4,520.74	54,569.67
0156 SEX OFFENDER COUNSELING						
0156 11010		0156				
CASH	35,476.05		3,970.91	10,473.74	-6,502.83	28,973.22
TOTALS FOR FUND 0156						
SEX OFFENDER COUNSELING	35,476.05		3,970.91	10,473.74	-6,502.83	28,973.22
0157 PRETRIAL DIVERSION PROGRAM						
0157 11010		0157				
CASH	55,522.86		2,441.04	8,765.93	-6,324.89	49,197.97
TOTALS FOR FUND 0157						
PRETRIAL DIVERSION PROGRAM	55,522.86		2,441.04	8,765.93	-6,324.89	49,197.97
0401 SHERIFF FORFEITURE						
0401 11010		0401				
CASH	178,953.89		106.56	125.25	-18.69	178,935.20
TOTALS FOR FUND 0401						
SHERIFF FORFEITURE	178,953.89		106.56	125.25	-18.69	178,935.20
0500 STATE AID REGIONAL						
0500 11010		0500				
CASH	.00		20,593.50	20,593.50	.00	.00
TOTALS FOR FUND 0500						
STATE AID REGIONAL	.00		20,593.50	20,593.50	.00	.00
0503 COMM CORRECTIONS LOCAL						
0503 11010		0503				
CASH	105,482.02		2,948.04	1,814.63	1,133.41	106,615.43
TOTALS FOR FUND 0503						
COMM CORRECTIONS LOCAL	105,482.02		2,948.04	1,814.63	1,133.41	106,615.43
0504 TITLE IV E REGIONAL						
0504 11010		0504				
CASH	147,819.59		90.70	90.70	.00	147,819.59

ACCOUNT SUMMARY TRIAL BALANCE FOR FY23/FEB TO FEB

FUND 0508

ACCOUNT ACCOUNT NAME	BEG. BALANCE	ORG	DEBITS	CREDITS	NET CHANGE	END BALANCE
TOTALS FOR FUND 0504						
TITLE IV E REGIONAL	147,819.59		90.70	90.70	.00	147,819.59
0508 TYC REGIONAL						
0508 11010		0508				
CASH	13,978.05		8.58	8.58	.00	13,978.05
TOTALS FOR FUND 0508						
TYC REGIONAL	13,978.05		8.58	8.58	.00	13,978.05
0509 PRIOR YR INTEREST REGIONAL						
0509 11010		0509				
CASH	12,560.46		91.24	.00	91.24	12,651.70
TOTALS FOR FUND 0509						
PRIOR YR INTEREST REGIONAL	12,560.46		91.24	.00	91.24	12,651.70
0517 TITLE IV E INT COKE						
0517 11010		0517				
CASH	10,454.40		90.70	.00	90.70	10,545.10
TOTALS FOR FUND 0517						
TITLE IV E INT COKE	10,454.40		90.70	.00	90.70	10,545.10
0520 GRANT R; REGIONALIZATION; REG						
0520 11010		0520				
CASH	.00		13,668.00	1,100.00	12,568.00	12,568.00
TOTALS FOR FUND 0520						
GRANT R; REGIONALIZATION; REG	.00		13,668.00	1,100.00	12,568.00	12,568.00
0540 GRANT R; TGC; REG						
0540 11010		0540				
CASH	-180.00		.00	.00	.00	-180.00
TOTALS FOR FUND 0540						
GRANT R; TGC; REG	-180.00		.00	.00	.00	-180.00
0541 TGC DIVERSION GRANT						
0541 11010		0541				
CASH	.00		3,000.00	3,000.00	.00	.00
TOTALS FOR FUND 0541						
TGC DIVERSION GRANT	.00		3,000.00	3,000.00	.00	.00
0565 STATE AID REG						
0565 11010		0565				
CASH	22,280.24		15.17	17,534.18	-17,519.01	4,761.23



ACCOUNT SUMMARY TRIAL BALANCE FOR FY23/FEB TO FEB

FUND 0575

ACCOUNT NAME	BEG. BALANCE	ORG	DEBITS	CREDITS	NET CHANGE	END BALANCE
TOTALS FOR FUND 0565						
STATE AID REG	22,280.24		15.17	17,534.18	-17,519.01	4,761.23
0575 STATE AID TGC						
0575 11010		0575				
CASH	146,754.54		80.16	58,554.28	-58,474.12	88,280.42
TOTALS FOR FUND 0575						
STATE AID TGC	146,754.54		80.16	58,554.28	-58,474.12	88,280.42
0582 TYC TGC PAROLE SERVICES						
0582 11010		0582				
CASH	48,927.17		29.91	51.47	-21.56	48,905.61
TOTALS FOR FUND 0582						
TYC TGC PAROLE SERVICES	48,927.17		29.91	51.47	-21.56	48,905.61
0583 TITLE IV E TGC						
0583 11010		0583				
CASH	1,204,066.75		739.11	739.11	.00	1,204,066.75
TOTALS FOR FUND 0583						
TITLE IV E TGC	1,204,066.75		739.11	739.11	.00	1,204,066.75
0595 SPECIAL NEEDS DIVERSIONARY PRM						
0595 11010		0595				
CASH	8,739.16		5.15	2,547.32	-2,542.17	6,196.99
TOTALS FOR FUND 0595						
SPECIAL NEEDS DIVERSIONARY PRM	8,739.16		5.15	2,547.32	-2,542.17	6,196.99
0596 PIDPP - GRANT "S"						
0596 11010		0596				
CASH	18,279.70		8.68	12,194.88	-12,186.20	6,093.50
TOTALS FOR FUND 0596						
PIDPP - GRANT "S"	18,279.70		8.68	12,194.88	-12,186.20	6,093.50
0597 TITLE IV E INT TGC						
0597 11010		0597				
CASH	47,355.62		739.11	.00	739.11	48,094.73
TOTALS FOR FUND 0597						
TITLE IV E INT TGC	47,355.62		739.11	.00	739.11	48,094.73
0599 PRIOR YR INTEREST TGC						
0599 11010		0599				
CASH	8,109.46		128.86	.00	128.86	8,238.32



ACCOUNT SUMMARY TRIAL BALANCE FOR FY23/FEB TO FEB

FUND 0600

ACCOUNT NAME	BEG. BALANCE	ORG	DEBITS	CREDITS	NET CHANGE	END BALANCE
TOTALS FOR FUND 0599						
PRIOR YR INTEREST TGC	8,109.46		128.86	.00	128.86	8,238.32
0600 REIM FOR MANDATED FUNDING						
0600 11010		0600				
CASH	29,359.95		8,498.52	15,827.84	-7,329.32	22,030.63
TOTALS FOR FUND 0600						
REIM FOR MANDATED FUNDING	29,359.95		8,498.52	15,827.84	-7,329.32	22,030.63
0613 DISTRICT ATTY GRANTS						
0613 11010		0613				
CASH	-18,800.96		3,824.08	5,842.73	-2,018.65	-20,819.61
TOTALS FOR FUND 0613						
DISTRICT ATTY GRANTS	-18,800.96		3,824.08	5,842.73	-2,018.65	-20,819.61
0622 CONCHO VALLEY PUBLIC DEFENDER						
0622 11010		0622				
CASH	-851,719.80		79,788.38	158,538.69	-78,750.31	-930,470.11
TOTALS FOR FUND 0622						
CONCHO VALLEY PUBLIC DEFENDER	-851,719.80		79,788.38	158,538.69	-78,750.31	-930,470.11
0625 COUNTY ATTY GRANTS						
0625 11010		0625				
CASH	-19,783.70		2,646.66	3,849.89	-1,203.23	-20,986.93
TOTALS FOR FUND 0625						
COUNTY ATTY GRANTS	-19,783.70		2,646.66	3,849.89	-1,203.23	-20,986.93
0654 SHERIFF GRANTS						
0654 11010		0654				
CASH	-42,176.04		.00	17,419.11	-17,419.11	-59,595.15
TOTALS FOR FUND 0654						
SHERIFF GRANTS	-42,176.04		.00	17,419.11	-17,419.11	-59,595.15
0699 BLOCK GRANTS						
0699 11010		0699				
CASH	1,022,631.74		47,750.65	375,735.90	-327,985.25	694,646.49
TOTALS FOR FUND 0699						
BLOCK GRANTS	1,022,631.74		47,750.65	375,735.90	-327,985.25	694,646.49
REPORT TOTALS	22,128,550.16		19,822,784.52	26,356,742.12	-6,533,957.60	15,594,592.56

** END OF REPORT - Generated by JENNIFER ENGLERT **



ACCOUNT SUMMARY TRIAL BALANCE FOR FY23/FEB TO FEB

FUND 0001

ACCOUNT ACCOUNT NAME	BEG. BALANCE	ORG	DEBITS	CREDITS	NET CHANGE	END BALANCE
0001 11513 CERTIFICATE OF DEPOSITS	2,161,513.91	0001	2,506.17	249,360.25	-246,854.08	1,914,659.83
0001 11513 WELLS CERTIFICATE OF DEPOSITS	9,075,000.00	0001	2,960,000.00	247,000.00	2,713,000.00	11,788,000.00
0001 11515 TEXAS CLASS	25,407,476.26	0001	8,630,813.41	501,186.68	8,129,626.73	33,537,102.99
0001 11517 TEXPOOL INVESTMENTS	2,292,997.41	0001	8,265.67	.00	8,265.67	2,301,263.08
0001 11518 TEXPOOL PRIME INVESTMENTS	3,387,696.95	0001	24,523.59	.00	24,523.59	3,412,220.54
TOTALS FOR FUND 0001						
GENERAL FUND	42,324,684.53		11,626,108.84	997,546.93	10,628,561.91	52,953,246.44
0078 BAIL BOND COLLATERAL						
0078 11513 CERTIFICATE OF DEPOSITS	410,000.00	0078	.00	.00	.00	410,000.00
0078 11515 JENKI TEXAS CLASS	.28	0078	.00	.00	.00	.28
0078 11515 CLEAR TEXAS CLASS	277,651.59	0078	1,080.60	.00	1,080.60	278,732.19
0078 11515 QUICK TEXAS CLASS	27,260.47	0078	106.08	.00	106.08	27,366.55
TOTALS FOR FUND 0078						
BAIL BOND COLLATERAL	714,912.34		1,186.68	.00	1,186.68	716,099.02
0699 BLOCK GRANTS						
0699 11515 21011 TEXAS CLASS	12,433,749.50	0699	94,987.00	.00	94,987.00	12,528,736.50
0699 11518 21011 TEXPOOL PRIME INVESTMENTS	3,000,435.47	0699	.00	.00	.00	3,000,435.47
TOTALS FOR FUND 0699						
BLOCK GRANTS	15,434,184.97		94,987.00	.00	94,987.00	15,529,171.97
REPORT TOTALS	58,473,781.84		11,722,282.52	997,546.93	10,724,735.59	69,198,517.43

*** END OF REPORT - Generated by JENNIFER ENGLERT ***

Interest Earned

Bank Service Charge

Credit Card Balance

Electronic Filing Balance

Wells Fargo (Oper)**Texas Class (Average Yield)**

Interest Earned	Interest Rate	Interest Variance	Fiscal	Interest Earned	Interest Rate	Interest Variance
NA	0.4000%	NA	Sep-22	NA	2.6788%	NA
\$ 3,565.43	0.5000%	0.1000%	Oct-22	\$ 69,141.95	3.2287%	0.5499%
\$ 4,528.01	0.5900%	0.0900%	Nov-22	\$ 67,932.14	3.8546%	0.6259%
\$ 5,603.23	0.6600%	0.0700%	Dec-22	\$ 80,434.50	4.3170%	0.4624%
\$ 6,103.79	0.7000%	0.0400%	Jan-23	\$ 129,626.73	4.5742%	0.2572%
\$ 5,020.83	0.8000%	0.1000%	Feb-23	\$ 152,601.79	4.7575%	0.1833%
\$ -	0.0000%	0.0000%	Mar-23	\$ -	0.0000%	0.0000%
\$ -	0.0000%	0.0000%	Apr-23	\$ -	0.0000%	0.0000%
\$ -	0.0000%	0.0000%	May-23	\$ -	0.0000%	0.0000%
\$ -	0.0000%	0.0000%	Jun-23	\$ -	0.0000%	0.0000%
\$ -	0.0000%	0.0000%	Jul-23	\$ -	0.0000%	0.0000%
\$ -	0.0000%	0.0000%	Aug-23	\$ -	0.0000%	0.0000%
\$ -	0.0000%	0.0000%	Sep-23	\$ -	0.0000%	0.0000%
\$ 24,821.29			TTD	\$ 499,737.11		

* Wells Fargo Interest is only for the OPER Account - the Munis detail will include all bank accounts

Texpool (AVERAGE MONTHLY RATE)**Texpool Prime (AVERAGE MONTHLY RATE)**

Interest Earned	Interest Rate	Interest Variance	Fiscal	Interest Earned	Interest Rate	Interest Variance
NA	2.4100%	NA* Changed from NAV	Sep-22	NA	2.6100%	NA* Changed from NAV
\$ 5,662.85	2.9300%	0.5200%	Oct-22	\$ 21,792.53	3.2100%	0.6000%
\$ 6,762.47	3.6100%	0.6800%	Nov-22	\$ 20,426.09	3.9200%	0.7100%
\$ 7,724.59	3.9799%	0.3699%	Dec-22	\$ 23,162.66	4.2847%	0.3647%
\$ 8,265.67	4.2443%	0.2644%	Jan-23	\$ 24,523.59	4.5200%	0.2353%
\$ 7,942.44	4.4991%	0.2548%	Feb-23	\$ 23,281.05	4.7326%	0.2126%
\$ -	0.0000%	0.0000%	Mar-23	\$ -	0.0000%	0.0000%
\$ -	0.0000%	0.0000%	Apr-23	\$ -	0.0000%	0.0000%
\$ -	0.0000%	0.0000%	May-23	\$ -	0.0000%	0.0000%
\$ -	0.0000%	0.0000%	Jun-23	\$ -	0.0000%	0.0000%
\$ -	0.0000%	0.0000%	Jul-23	\$ -	0.0000%	0.0000%
\$ -	0.0000%	0.0000%	Aug-23	\$ -	0.0000%	0.0000%
\$ -	0.0000%	0.0000%	Sep-23	\$ -	0.0000%	0.0000%
\$ 36,358.02			TTD	\$ 113,185.92		

26



03/23/2023
11:43:19

TOM GREEN COUNTY
FY23 INTEREST POSTED AS OF 032323

PAGE 1
glflxrpt

FROM 2023 01 TO 2023 13

	ORIGINAL APPROP	TRANFRS/ ADJSTMTS	REVISED BUDGET	ACTUALS	ENCUMBRANCES	AVAILABLE BUDGET	PCT USED
43701 DEPOSITORY INTEREST	30,715	0	30,715	59,441.92	.00	-28,726.92	193.5%
TOTAL REVENUES	30,715	0	30,715	59,441.92	.00	-28,726.92	
43703 CERTIFICATE OF DEPOSIT INTERES	40,000	0	40,000	78,549.21	.00	-38,549.21	196.4%
TOTAL REVENUES	40,000	0	40,000	78,549.21	.00	-38,549.21	
43705 TEXAS CLASS INTEREST	25,000	0	25,000	499,737.11	.00	-474,737.11	%
TOTAL REVENUES	25,000	0	25,000	499,737.11	.00	-474,737.11	
43707 TEXPOOL INTEREST	3,000	0	3,000	36,358.02	.00	-33,358.02	%
TOTAL REVENUES	3,000	0	3,000	36,358.02	.00	-33,358.02	
43708 TEXPOOL PRIME INTEREST	7,500	0	7,500	113,185.92	.00	-105,685.92	%
TOTAL REVENUES	7,500	0	7,500	113,185.92	.00	-105,685.92	
43712 MINERAL INTEREST	500	0	500	.00	.00	500.00	.0%
TOTAL REVENUES	500	0	500	.00	.00	500.00	
GRAND TOTAL	106,715	0	106,715	787,272.18	.00	-680,557.18	737.7%



03/23/2023
13:13:29

TOM GREEN COUNTY
FY23 INTEREST POSTED AS OF 032323

PAGE 1
glf1xprt

FROM 2023 01 TO 2023 13

	ORIGINAL APPROP	TRANFRS/ ADJSTMTS	REVISED BUDGET	ACTUALS	ENCUMBRANCES	AVAILABLE BUDGET	PCT USED
70444 BANK SVC CHARGES	40,000	0	40,000	-8,969.87	.00	48,969.87	-22.4%
TOTAL EXPENSES	40,000	0	40,000	-8,969.87	.00	48,969.87	
GRAND TOTAL	40,000	0	40,000	-8,969.87	.00	48,969.87	-22.4%



ACCOUNT SUMMARY TRIAL BALANCE FOR FY23/FEB TO FEB

FUND 0001

ACCOUNT ACCOUNT NAME	BEG. BALANCE	ORG	DEBITS	CREDITS	NET CHANGE	END BALANCE
0001 11703 COUNTY CLERK CREDIT CARD	10,053.86	0001	48,724.96	54,384.17	-5,659.21	4,394.65
0001 11714 DISTRICT CLERK CREDIT CARD	5,194.94	0001	21,170.00	26,898.00	-5,728.00	-533.06
0001 11715 JP1 CREDIT CARD CLEARING ACCT	1,492.11	0001	6,637.10	7,829.00	-1,191.90	300.21
0001 11716 JP2 CREDIT CARD CLEARING ACCT	11,622.32	0001	58,098.95	64,612.00	-6,513.05	5,109.27
0001 11717 JP3 CREDIT CARD CLEARING ACCT	6,558.13	0001	39,532.34	44,008.16	-4,475.82	2,082.31
0001 11718 JP4 CREDIT CARD CLEARING ACCT	2,518.51	0001	13,750.80	14,969.00	-1,218.20	1,300.31
0001 11723 COUNTY CLERK EFILE ACCOUNT	4,586.00	0001	14,055.00	18,165.00	-4,110.00	476.00
0001 11724 DISTRICT CLERK EFILE ACCOUNT	5,979.00	0001	16,607.00	22,186.00	-5,579.00	400.00
0001 11725 JP#1 EFILE ACCOUNT	5.00	0001	.00	.00	.00	5.00
0001 11726 JP#2 EFILE ACCOUNT	5.00	0001	.00	.00	.00	5.00
0001 11727 JP#3 EFILE ACCOUNT	5.00	0001	.00	.00	.00	5.00
0001 11728 JP#4 EFILE ACCOUNT	192.00	0001	1,108.00	1,295.00	-187.00	5.00
00010360 11733 RESEARCH TX CLEARING - CC	5.00	00010360	74.20	74.20	.00	5.00
00010360 11734 RESEARCH TX CLEARING - DC	5.00	00010360	94.20	94.20	.00	5.00
0001 11750 ACH/WIRE BANK ACCOUNT IRS	191.00	0001	62.00	341.00	-279.00	-88.00
0001 11780 LIBRARY CREDIT CARD CLEARING	311.82	0001	1,721.79	1,835.27	-113.48	198.34
TOTALS FOR FUND 0001						
GENERAL FUND	48,724.69		221,636.34	256,691.00	-35,054.66	13,670.03
REPORT TOTALS	48,724.69		221,636.34	256,691.00	-35,054.66	13,670.03

** END OF REPORT - Generated by JENNIFER ENGLERT **

Bond Indebtedness

Tax Notes

Certificate of Obligation Series 2015	42,040,000.00
Certificate of Obligation Series 2017	8,030,000.00
Certificate of Obligation Series 2018	7,010,000.00

*Principal paid annually, February 1st

TOM GREEN COUNTY INDEBTEDNESS

February 2023 Ending Balance

TOM GREEN COUNTY INDEBTEDNESS

15 Certificate of Obligation

FUND 089 CERTIFICATE OF OBLIGATION SERIES 2015

3.54075300% (Net Eff Int Rate - Texas Vernon's)

ORIGINAL DEBT ISSUED \$50,000,000.00

PREVIOUS BALANCE OUTSTANDING	PRINCIPAL PAYMENT DUE	CURRENT BALANCE OUTSTANDING	SCHEDULED DUE DATE	
50,000,000.00	\$0.00	50,000,000.00	01-Feb-16	
50,000,000.00	\$0.00	50,000,000.00	01-Feb-17	
50,000,000.00	\$1,365,000.00	48,635,000.00	01-Feb-18	<u>PAID</u>
48,635,000.00	\$1,525,000.00	47,110,000.00	01-Feb-19	<u>PAID</u>
47,110,000.00	\$1,605,000.00	45,505,000.00	01-Feb-20	<u>PAID</u>
45,505,000.00	\$1,690,000.00	43,815,000.00	01-Feb-21	<u>PAID</u>
43,815,000.00	\$1,775,000.00	42,040,000.00	01-Feb-22	<u>PAID</u>
42,040,000.00	\$1,865,000.00	40,175,000.00	01-Feb-23	<u>PAID</u>
40,175,000.00	\$1,940,000.00	38,235,000.00	01-Feb-24	
38,235,000.00	\$2,020,000.00	36,215,000.00	01-Feb-25	
36,215,000.00	\$2,125,000.00	34,090,000.00	01-Feb-26	
34,090,000.00	\$2,235,000.00	31,855,000.00	01-Feb-27	
31,855,000.00	\$2,325,000.00	29,530,000.00	01-Feb-28	
29,530,000.00	\$2,420,000.00	27,110,000.00	01-Feb-29	
27,110,000.00	\$2,520,000.00	24,590,000.00	01-Feb-30	
24,590,000.00	\$2,630,000.00	21,960,000.00	01-Feb-31	
21,960,000.00	\$2,765,000.00	19,195,000.00	01-Feb-32	
19,195,000.00	\$2,880,000.00	16,315,000.00	01-Feb-33	
16,315,000.00	\$2,995,000.00	13,320,000.00	01-Feb-34	
13,320,000.00	\$3,130,000.00	10,190,000.00	01-Feb-35	
10,190,000.00	\$3,270,000.00	6,920,000.00	01-Feb-36	
6,920,000.00	\$3,395,000.00	3,525,000.00	01-Feb-37	
3,525,000.00	\$3,525,000.00	0.00	01-Feb-38	

* PRINCIPAL PAYMENTS DUE ANNUALLY ON THE 1st DAY OF FEBRUARY ACTUALLY PAID EVERY JANUARY

** INTEREST PAYMENTS ARE DUE SEMI-ANNUALLY ON THE 1st DAY OF FEBRUARY AND AUGUST

TOM GREEN COUNTY INDEBTEDNESS

February 2023 Ending Balance

FUND 089 COMBINATION TAX & LIMITED SURPLUS REVENUE CERTIFICATES OF OBLIGATION ,SERIES 2017

Cusip Prefix 889642

PREVIOUS BALANCE OUTSTANDING	PRINCIPAL PAYMENT DUE	CURRENT BALANCE OUTSTANDING	SCHEDULED DUE DATE	
9,515,000.00	\$0.00	9,515,000.00	01-Feb-17	
9,515,000.00	\$170,000.00	9,345,000.00	01-Feb-18	GJ7 <u>PAID</u>
9,345,000.00	\$305,000.00	9,040,000.00	01-Feb-19	GK4 <u>PAID</u>
9,040,000.00	\$310,000.00	8,730,000.00	01-Feb-20	GL2 <u>PAID</u>
8,730,000.00	\$345,000.00	8,385,000.00	01-Feb-21	GM0 <u>PAID</u>
8,385,000.00	\$355,000.00	8,030,000.00	01-Feb-22	GN8 <u>PAID</u>
8,030,000.00	\$365,000.00	7,665,000.00	01-Feb-23	GP3 <u>PAID</u>
7,665,000.00	\$380,000.00	7,285,000.00	01-Feb-24	GQ1
7,285,000.00	\$395,000.00	6,890,000.00	01-Feb-25	GR9
6,890,000.00	\$415,000.00	6,475,000.00	01-Feb-26	GS7
6,475,000.00	\$430,000.00	6,045,000.00	01-Feb-27	GT5
6,045,000.00	\$445,000.00	5,600,000.00	01-Feb-28	GU2
5,600,000.00	\$500,000.00	5,100,000.00	01-Feb-29	GV0
5,100,000.00	\$510,000.00	4,590,000.00	01-Feb-30	GV0
4,590,000.00	\$525,000.00	4,065,000.00	01-Feb-31	GV0
4,065,000.00	\$540,000.00	3,525,000.00	01-Feb-32	GV0
3,525,000.00	\$555,000.00	2,970,000.00	01-Feb-33	GV0
2,970,000.00	\$570,000.00	2,400,000.00	01-Feb-34	GV0
2,400,000.00	\$585,000.00	1,815,000.00	01-Feb-35	GV0
1,815,000.00	\$600,000.00	1,215,000.00	01-Feb-36	GV0
1,215,000.00	\$615,000.00	600,000.00	01-Feb-37	GV0
600,000.00	\$600,000.00	0.00	01-Feb-38	GW8

TOM GREEN COUNTY INDEBTEDNESS

February 2023 Ending Balance

FUND 089 COMBINATION TAX & LIMITED SURPLUS REVENUE CERTIFICATES OF OBLIGATION, SERIES 2018

Cusip NO. Prefix: 889642

MATURITY SCHEDULE
\$7,960,000

\$4,670,000 Serial Certificates

PREVIOUS BALANCE OUTSTANDING	PRINCIPAL AMOUNT DUE	CURRENT BALANCE OUTSTANDING	SCHEDULED DUE DATE
7,960,000.00	\$0.00	\$7,960,000.00	1-Feb-18
7,960,000.00	\$160,000.00	\$7,800,000.00	1-Feb-19 GX6 <u>PAID</u>
7,800,000.00	\$250,000.00	\$7,550,000.00	1-Feb-20 GY4 <u>PAID</u>
7,550,000.00	\$265,000.00	\$7,285,000.00	1-Feb-21 GZ1 <u>PAID</u>
7,285,000.00	\$275,000.00	\$7,010,000.00	1-Feb-22 HA5 <u>PAID</u>
7,010,000.00	\$290,000.00	\$6,720,000.00	1-Feb-23 HB3 <u>PAID</u>
6,720,000.00	\$305,000.00	\$6,415,000.00	1-Feb-24 HC1
6,415,000.00	\$320,000.00	\$6,095,000.00	1-Feb-25 HD9
6,095,000.00	\$340,000.00	\$5,755,000.00	1-Feb-26 HE7
5,755,000.00	\$355,000.00	\$5,400,000.00	1-Feb-27 HF4
5,400,000.00	\$375,000.00	\$5,025,000.00	1-Feb-28 HG2
5,025,000.00	\$390,000.00	\$4,635,000.00	1-Feb-29 HH0
4,635,000.00	\$400,000.00	\$4,235,000.00	1-Feb-30 HJ6
4,235,000.00	\$415,000.00	\$3,820,000.00	1-Feb-31 HK3
3,820,000.00	\$430,000.00	\$3,390,000.00	1-Feb-32 HK3
3,390,000.00	\$445,000.00	\$2,945,000.00	1-Feb-33 HK3
2,945,000.00	\$455,000.00	\$2,490,000.00	1-Feb-34 HK3
2,490,000.00	\$470,000.00	\$2,020,000.00	1-Feb-35 HK3
2,020,000.00	\$480,000.00	\$1,540,000.00	1-Feb-36 HK3
1,540,000.00	\$500,000.00	\$1,040,000.00	1-Feb-37 HK3
1,040,000.00	\$510,000.00	\$530,000.00	1-Feb-38 HK3
530,000.00	\$530,000.00	\$0.00	1-Feb-39 HM9

Bank Collateral

LGC Sec. 116.084. INADEQUATE SECURITY. If for any reason the county funds on deposit with the county depository exceed the amount of security pledged, the depository shall immediately pledge additional security with the commissioners court.

Acts 1987, 70th Leg., ch. 149, Sec. 1, eff. Sept. 1, 1987.



Public Funds Collateral Management Team
 333 Market St 31st Floor
 San Francisco, CA 94105-2100
 Phone: 1-877-479-6603
 publicfundscollateral@wellsfargo.com

PUBLIC FUNDS

STATEMENT PERIOD
 02/01/2023 - 02/28/2023

XNPBFMDTFQ 000124 SP 01



TOM GREEN COUNTY
 DIANNA SPIEKER
 112 W BEAUREGARD AVE
 COUNTY TREASURER
 SAN ANGELO, TX 76903-5835

Tom Green County Treasurer

MAR 14 2023

LGC113.042(a)

DAILY COLLATERAL REPORT

Date	Deposit Total	FDIC Insurance	Total Deposits Requiring Collateral	Collateral Value	Required Collateral Level	Collateral Value vs. Required Collateral
02/01/2023	27,190,507.38	1,500,000.00	25,690,507.38	30,948,084.59	28,259,558.12	2,688,526.47
02/02/2023	25,701,684.98	1,500,000.00	24,201,684.98	30,983,563.01	26,621,853.48	4,361,709.53
02/03/2023	25,323,851.75	1,500,000.00	23,823,851.75	30,928,976.35	26,206,236.93	4,722,739.43
02/04/2023	25,323,851.75	1,500,000.00	23,823,851.75	30,928,976.35	26,206,236.93	4,722,739.43
02/05/2023	25,323,851.75	1,500,000.00	23,823,851.75	30,928,976.35	26,206,236.93	4,722,739.43
02/06/2023	25,155,400.86	1,500,000.00	23,655,400.86	30,852,498.37	26,020,940.95	4,831,557.42
02/07/2023	24,431,444.91	1,500,000.00	22,931,444.91	30,765,771.21	25,224,589.40	5,541,181.81
02/08/2023	23,522,393.40	1,500,000.00	22,022,393.40	30,763,813.37	24,224,632.74	6,539,180.63
02/09/2023	24,688,032.87	1,500,000.00	23,188,032.87	30,766,670.10	25,506,836.16	5,259,833.94
02/10/2023	24,332,754.30	1,500,000.00	22,832,754.30	30,731,052.12	25,116,029.73	5,615,022.39
02/11/2023	24,332,754.30	1,500,000.00	22,832,754.30	30,731,052.12	25,116,029.73	5,615,022.39
02/12/2023	24,332,754.30	1,500,000.00	22,832,754.30	30,731,052.12	25,116,029.73	5,615,022.39
02/13/2023	24,433,527.26	1,500,000.00	22,933,527.26	30,734,532.58	25,226,879.99	5,507,652.59
02/14/2023	27,089,826.64	1,500,000.00	25,589,826.64	30,694,528.59	28,148,809.30	2,545,719.29
02/15/2023	27,035,954.93	1,500,000.00	25,535,954.93	30,613,256.89	28,089,550.42	2,523,706.47
02/16/2023	22,513,297.82	1,500,000.00	21,013,297.82	30,655,742.43	23,114,627.60	7,541,114.83
02/17/2023	22,311,167.36	1,500,000.00	20,811,167.36	25,494,450.87	22,892,284.10	2,602,166.77
02/18/2023	22,311,167.36	1,500,000.00	20,811,167.36	25,494,450.87	22,892,284.10	2,602,166.77
02/19/2023	22,311,167.36	1,500,000.00	20,811,167.36	25,494,450.87	22,892,284.10	2,602,166.77
02/20/2023	22,311,167.36	1,500,000.00	20,811,167.36	25,494,450.87	22,892,284.10	2,602,166.77
02/21/2023	22,442,728.29	1,500,000.00	20,942,728.29	25,261,165.53	23,037,001.12	2,224,164.41
02/22/2023	22,480,336.64	1,500,000.00	20,980,336.64	25,272,788.19	23,078,370.30	2,194,417.89
02/23/2023	22,594,431.16	1,500,000.00	21,094,431.16	25,341,118.63	23,203,874.28	2,137,244.35
02/24/2023	21,363,393.03	1,500,000.00	19,863,393.03	25,257,258.13	21,849,732.33	3,407,525.80
02/25/2023	21,363,393.03	1,500,000.00	19,863,393.03	25,257,258.13	21,849,732.33	3,407,525.80
02/26/2023	21,363,393.03	1,500,000.00	19,863,393.03	25,257,258.13	21,849,732.33	3,407,525.80
02/27/2023	20,980,254.34	1,500,000.00	19,480,254.34	25,298,186.83	21,428,279.77	3,869,907.06
02/28/2023	24,983,761.42	1,500,000.00	23,483,761.42	25,283,312.72	25,832,137.56	(548,824.84) ✓

35



BNY MELLON

Broker/Dealer Services
101 Barclay Street, 4th Floor East
New York, NY 10286

Date: 02/28/23

001077 XBGSCD51
ATTN: DIANNA SPIEKER - TREASURER
TOM GREEN COUNTY
113 W BEAUREGARD
SAN ANGELO TX 76903

Account Id: WUB512

Tax Id Number: 756001184

This advice is supplied as part of the Tri-Party Collateral agreement among the Customer, Wells Fargo Bank, N.A. and The Bank of New York Mellon. Any questions should be directed to Vinnette Frater, Senior Associate, BDS/Tri-Party Services, (973)569-2411.

As agent we confirm the following collateralized deposit information received from Wells Fargo Bank, N.A. as of close of business the last business day of the month.

Date: 02/28/23

The collateral segregated on your behalf on 02/28/23 is as follows:


CUSIP	DESCRIPTION	QUANTITY	MARKET VALUE
3140XCFZ6	FNMA FNMS 3.500% 03/01/48	4,944,331.00	2,825,017.22
495289Y20	KING CNTY WASH 4.000% 07/01/45	23,000,000.00	22,473,146.67
TOTAL MKT VALUE			25,298,163.89

Tom Green County Treasurer

MAR 06 2023

LGC113.042(a)

36



Public Funds Collateral Management Team
 333 Market St 31st Floor
 San Francisco, CA 94105-2100
 Phone: 1-877-479-6603
 publicfundscollateral@wellsfargo.com

**WELLS FARGO BANK, N.A.
 PUBLIC FUNDS COLLATERAL MANAGEMENT TEAM
 COLLATERAL ANALYSIS**

TOM GREEN COUNTY
 DIANNA SPIEKER
 112 W BEAUREGARD AVE
 COUNTY TREASURER
 SAN ANGELO, TX 76903-5835

DATE COMPLETED: March 06, 2023 **COLLATERAL ANALYSIS AS OF:** February 28, 2023
CONTRA NUMBER: PL-0001971 **COLLATERAL ACCOUNT NUMBER:** WUB512
COLLATERAL WHEREHELD: Bank of New York Mellon

CUSIP	Description	CPN	Maturity Date	Original Face	Current Par	Market Value	Collateral Value
3140XCFZ6	FN FM8283 3.500% 03/01/2048	3.50	3/1/2048	4,944,331.00	3,043,927.34	2,826,254.55	2,826,254.55
495289Y20	KING CNTY WA SWR REVE 495289Y20	4.00	7/1/2045	23,000,000.00	23,000,000.00	22,457,058.17	22,457,058.17
Total for Collateral Account Number: WUB512				\$27,944,331.00	\$26,043,927.34	\$25,283,312.72	\$25,283,312.72
Total for PL-0001971 :				\$27,944,331.00	\$26,043,927.34	\$25,283,312.72	\$25,283,312.72

XNPBFMDTFQ 000124 NNNNNNNNNNNNNN NYN 002 002 000457 201072721.1

37